



Academia Guide: Log-In

By: Rajaa Zeidan,
IT Support

Agenda

- Introduction
- Access
- Credentials
- Log-in
- Dashboard
- Profile
- Academics
- Requests & Appointments
- Types of requests
- How to raise a request
- Student ID
- IT Support

إزاكس
ZADK



Introduction

Academia is a student information system (SIS) that helps to automate and manage the operations and learning needs effectively and efficiently.



Uses of SIS (Academia)

1. Access to Academic Information

- View course schedules, grades, and attendance
- Monitor academic progress in real-time

2. Personal Information Management

- Update contact details and emergency info
- Check and manage your profile

3. Track Graduation Requirements

- Monitor credit hours, completed courses, and degree progress

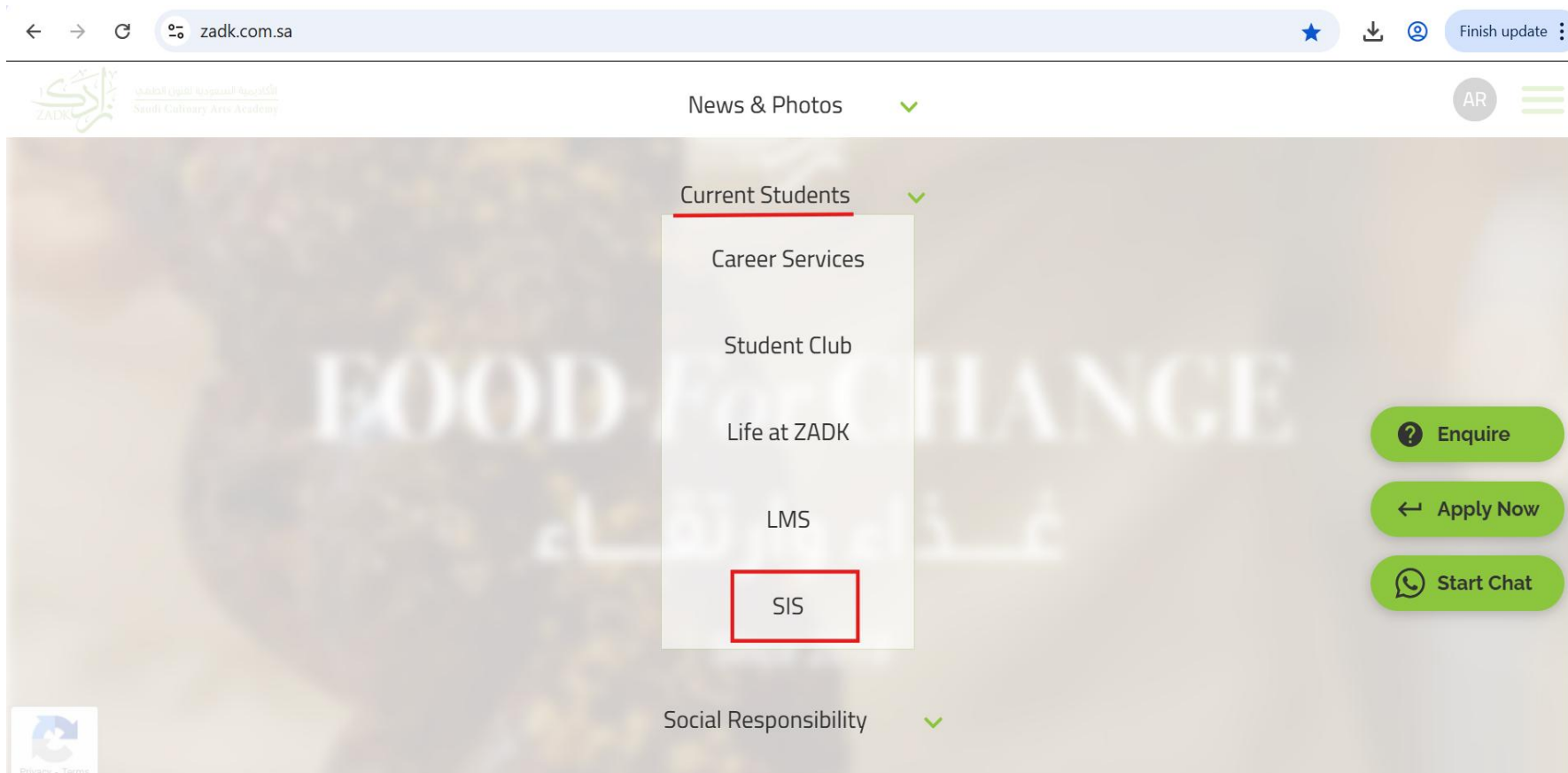
4. Raise Requests

5. Make appointments



Where can I find the SIS link?

You can access the SIS webpage through the [ZADK website](https://zadk.com.sa) or by the link: <https://zadk.academiaerp.com/>



Academia Credentials Email

Hello [redacted] i

Your password has been reset with the following credential

Login ID: ST00[redacted]

Password: [redacted] 5

Please click on the link below or copy and paste the link into your browser in order to proceed with the application process:

URL: <https://zadk.academiaerp.com/>

Kind regards,

ZADK Culinary Arts Academy



You should have received the following email to your student email.

This email consists of your **Login ID (Student ID) & Password** for Academia

Log-In Page



Academia


zadk.academiaerp.com

Sign in to **ACADEMIA** by SEROSOFT

- Applicant →
- Student →**
- Parent/Guardian →
- Administrator →
- Teacher/Lecturer →

Welcome to the ZADK

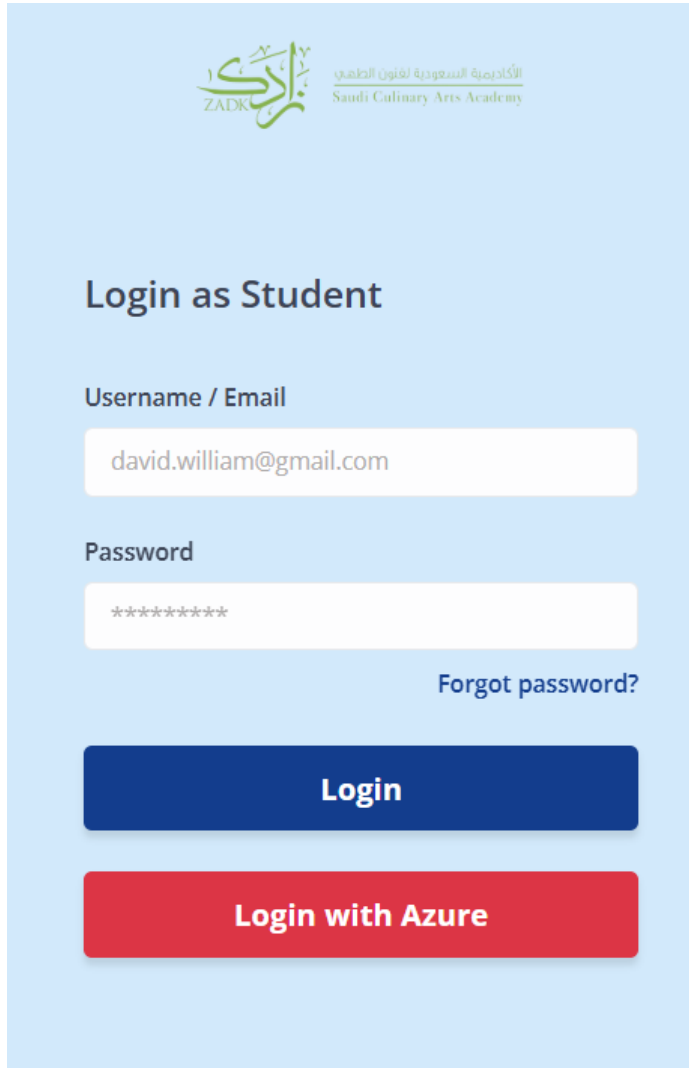
We are pleased to have you join ZADK's digital academic platform. The platform is designed to manage applications, track progress, stay connected with the academic community, access valuable resources to support educational goals, and track academic journey smoothly.



Welcome aboard, and we wish you a successful and enriching experience at ZADK!

The link in the email will take you to the Academia website. Please make sure to log in using the **Student** login option.

Log-In Page



The screenshot shows the login interface for the Saudi Culinary Arts Academy (ZADK). At the top left is the ZADK logo and the text 'الأكاديمية السعودية لفنون الطهي' and 'Saudi Culinary Arts Academy'. Below this is the heading 'Login as Student'. There are two input fields: 'Username / Email' containing 'david.william@gmail.com' and 'Password' containing eight asterisks. To the right of the password field is a link 'Forgot password?'. At the bottom are two buttons: a blue 'Login' button and a red 'Login with Azure' button.

- You can log in using the credentials provided in the email, {Username: **StudentID (ST0000)**}
- Or choose the *Azure* login option if you've previously signed in with your student email.

Dashboard

- After logging in, you will be directed to the dashboard.
- To quickly access your schedule, simply click on the “Expand Dashboard” option.



The screenshot shows a web browser window with the URL `zadk.academiaerp.com`. The page header includes the ZADK logo, the text "ZADK Saudi Culinary Arts Academy - Al Khobar", the user role "Student", and the user name "Hawra Malak Alhulayli". The main content area features a sidebar with a "Menu Search" bar and four menu items: "My Profile", "Academics", "Request", and "Appointment". The main dashboard area has a "My Dashboard" tab, a date range selector set to "15/03/2025 To 15/04/2025", and buttons for "Apply" and "Reset". A large "Expand Dashboard" button is located in the top right corner of the dashboard area. The background of the dashboard features a large, faint "ACADEMIA by SEROSOFT" watermark. The footer contains copyright information and links for "About Us", "Contact Us", and "Privacy Policy".

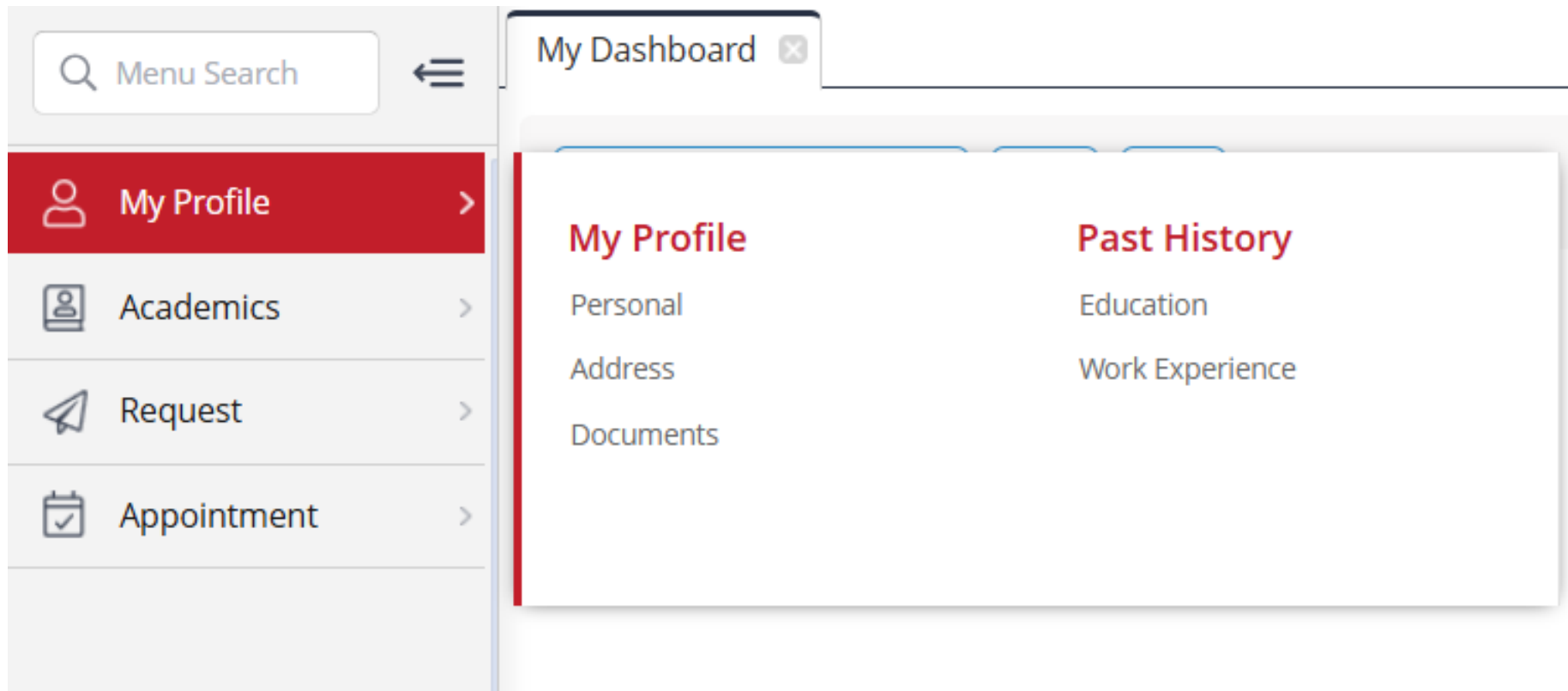
ACADEMIA
by SEROSOFT

VISION رؤية
2030
المملكة العربية السعودية
KINGDOM OF SAUDI ARABIA

Copyright © 2025, Academia. All Rights Reserved. Release Name: ML-Santana Release Date: 2025-02-19 12:32 Version: 1.0.125 About Us Contact Us Privacy Policy

Profile


From the “*Profile*” Menu, you can access your personal details, address, document, education & work experience





Academics




From the “Academics” menu, you can access your schedule, attendance report, registered courses, homework assignments, exam results, student result report, and mark entry report.

 My Profile >

 **Academics** >

 Request >

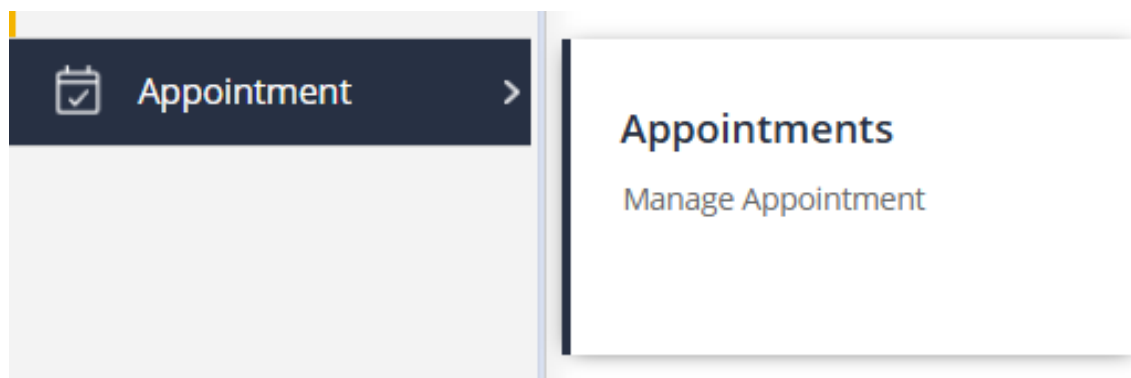
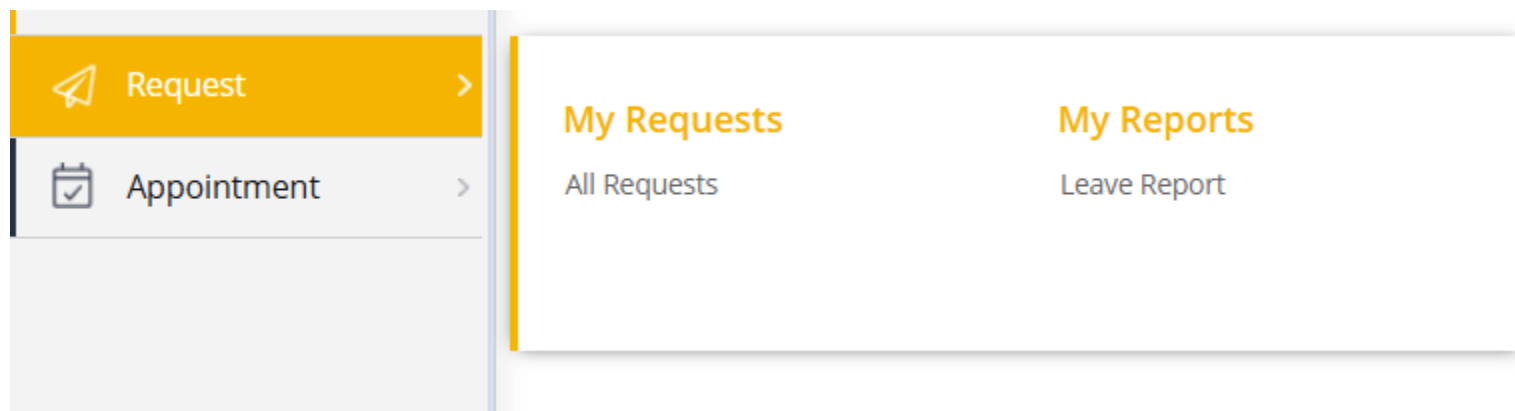
 Appointment >

24/03/2025 To 24/04/2025 ▼ Apply Reset

My Academics
Detailed Schedule
Attendance Report
Courses
Homework Assignments

Examination
Examination Results
Student Result Report
Mark Entry Report

Requests & Appointment



- You can raise a request, view your requests and leave report from the “*Request*” menu.
- You can make an appointment with your instructors and counselor through the “*Appointment*” menu.

Reporting IT Issues



If you face any technical issues or have any questions,
please don't hesitate to contact us!

Student IT Support email:

studentitsupport@zadk.com.sa